




**Bianco**  
100008987 - 12"x12" Field Tile - Matte



**Oro**  
100008988 - 12"x12" Field Tile - Matte



**Grigio**  
100009095 - 12"x12" Field Tile - Matte



**Nero**  
100008989 - 12"x12" Field Tile - Matte




# Antica Roma

Glazed Porcelain

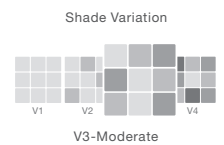
Photo Features 12"x12" Field Tile - Matte in Nero & Oro.

## SIZING & PACKAGING

Type	Shape	Bianco Item Code	Grigio Item Code	Nero Item Code	Oro Item Code	Size	Description	Pcs / Ctn	Sf / Ctn
Field		100008987	100009095	100008989	100008988	12"x12"	Field Tile - Matte	14	13.56

## ANSI TECHNICAL SPECIFICATIONS

	DCOF Acutest	PEI Rating ASTM# C1027	Frost Resistant ASTM# C1026	Scratch Resistance MOHS	Breaking Strength ASTM# C648	Water Absorption ASTM# C373	Chemical Resistance ASTM# C650
Results	≥0.42	N/A	Unaffected	N/A	Pass (1,300 ISO)	≤ 0.5%	Unaffected



## APPLICATIONS

	Floors	Walls	Countertops	Shower Floors	Shower Walls	Pools/Spas
Residential	•	•		•	•	•
Commercial	•	•		•	•	•



## LEGEND

- Product rated for Interior & Exterior use
- Applications & ANSI Technical Specifications do not apply
- Product rated for Interior use only
- \* Special Order only
- † May be suitable for Exterior Floors



**IMPORTANT:** Installation Instructions - We recommend wet cutting or the score and snap method during the installation process. Improper installation techniques could expose installer to inhalation of harmful silica dust. Do not dry cut product using power tools during the installation process. Using dry cutting methods could present a risk of acute lung injury. If adequate ventilation cannot be achieved, wear a mask or respirator. For more information, see the SDS at [www.bedrosians.com/en/installation-care-maintenance/](http://www.bedrosians.com/en/installation-care-maintenance/).

Merchandising materials and samples are for general reference only and representative of a product's potential characteristics. Tile is subject to variation in color/shade, size, texture, and finish. Field, mosaic and trim tile may not match exactly. Blend tiles from different boxes to achieve consistent shade distribution. Installer and end user must conduct a dry mock layout under proper lighting conditions to inspect the product. Installation constitutes product acceptance. Improper installation, application, use, care and maintenance voids warranty. Reference the TCNA Handbook and ANSI for installation guidance. Please visit [bedrosians.com](http://bedrosians.com) for current product information. We reserve the right to make product changes at any time without notice.

