

Available Colors



White - Gloss



White - Matte




Taupe - Matte



Greige - Matte




Blue - Matte



Cotto - Matte



Sage - Matte



Black - Matte

Available Sizes



2"x6" Field Tile
(Available in All Colors)



2 1/2"x12" Field Tile
(Available in All Colors)



4"x4" Square Field Tile
(Available in All Colors)



4 1/2"x4" Hexagon Field Tile
(Available in All Colors)



Celine

Decorative (Glazed Porcelain/Ceramic)

Photo Features 2"x6" Field Tile - Matte in Cotto on Wall.

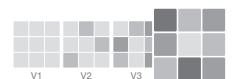
SIZING & PACKAGING

Type	White (Gloss)	White (Matte)	Taupe (Matte)	Greige (Matte)	Blue (Matte)	Cotto (Matte)	Sage (Matte)	Black (Matte)	Size	Description	Pcs / Ctn	Sf / Ctn
Field	100003430	100003111	100003113	100003112	100003116	100003114	100003115	100003117	2"x6"	Field Tile	66	5.33
	100003431	100003118	100003120	100003119	100003123	100003121	100003122	100003124	2 1/2"x12"	Field Tile	28	5.38
	100003432	100003125	100003127	100003126	100003130	100003128	100003129	100003131	4"x4"	Field Tile	60	6.46
	100003433	100003132	100003134	100003133	100003137	100003135	100003136	100003138	4 1/2"x4"	Hexagon Field Tile	50	4.74
Trim	100003434	100003139	100003141	100003140	100003144	100003142	100003143	100003145	1/2"x8"	Jolly	66	-

ANSI TECHNICAL SPECIFICATIONS

	DCOF Acutest	PEI Rating ASTM# C1027	Frost Resistant ASTM# C1026	Scratch Resistance MOHS	Breaking Strength ASTM# C648	Water Absorption ASTM# C373	Chemical Resistance ASTM# C650
Results	≥ 0.42	4	Unaffected	7	Pass (1,300 ISO)	≤ 0.5%	Unaffected

Shade Variation



V4-High

APPLICATIONS

	Floors	Walls	Countertops	Shower Floors	Shower Walls	Pools/Spas
Residential	●	◻	◻	●	◻	◻
Commercial	●	◻	◻	●	◻	◻



Made in Spain



Glazed Porcelain



Glazed Ceramic

LEGEND

- ◻ Product rated for Interior & Exterior use
- Product rated for Interior use only
- † May be suitable for Exterior Floors
- ⊗ Applications & ANSI Technical Specifications do not apply
- * Special Order only

This product is artisanal and may possess inherent size and color variation.

IMPORTANT: Installation Instructions - We recommend wet cutting or the score and snap method during the installation process. Improper installation techniques could expose installer to inhalation of harmful silica dust. Do not dry cut product using power tools during the installation process. Using dry cutting methods could present a risk of acute lung injury. If adequate ventilation cannot be achieved, wear a mask or respirator. For more information, see the SDS at www.bedrosians.com/en/installation-care-maintenance/.

For installation of all polished, polished glazed, lappato, and honed porcelain/ceramic tiles, use a grout release prior to grouting to prevent absorption of the grout into the tile's micropores. Use a grout color that matches the predominant color of the tile. Refer to grout manufacturer's specifications to ensure use of proper grout. Refer to tile manufacturer's specifications to determine if the polished or honed tile is appropriate for commercial applications. Tiles with a polished finish are not appropriate for wet or exterior floor applications. Do not use acidic cleaners.

Merchandising materials and samples are for general reference only and representative of a product's potential characteristics. Tile is subject to variation in color/shade, size, texture, and finish. Field, mosaic and trim tile may not match exactly. Blend tiles from different boxes to achieve consistent shade distribution. Installer and end user must conduct a dry mock layout under proper lighting conditions to inspect the product. Installation constitutes acceptance of the product. Reference the TCNA, ANSI, Manufacturer's specifications, and Bedrosians Care & Maintenance Guide. Improper installation, application, use, care and maintenance voids warranty. We reserve the right to make product changes without notice. Please visit bedrosians.com for current product information.

