

12"x24" Rectified Field Tile - Natural/Matte



Alba
100010013



Crema
100010012



Terra
100010014

24"x48" Rectified Field Tile - Natural/Matte



Alba
100010016



Crema
100010015



Terra
100010017

24"x48" Fluted Deco (Convesso) - Natural/Matte



Alba
100010019



Crema
100010018



Terra
100010020

1"x12" Mosaic - Natural/Matte (12"x12" Sheet)



Alba
100010049



Crema
100010048



Terra
100010050



Tivoli

Glazed Color Body Porcelain

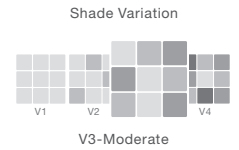
Photo Features Tivoli 24"x48" Rectified Field Tile - Natural/Matte in Crema on Floor and 24"x48" Fluted Deco (Convesso) - Natural/Matte in Crema on Wall.

SIZING & PACKAGING

Type	Shape	Alba Code	Crema Code	Terra Code	Size	Description	Pcs / Ctn	Sf / Ctn	Sf / Plt
Field		100010013	100010012	100010014	12"x24"	Rectified Field Tile - Natural/Matte	7	13.37	748.72
		100010016	100010015	100010017	24"x48"	Rectified Field Tile - Natural/Matte	2	15.38	492.16
Deco		100010019	100010018	100010020	24"x48"	Fluted Deco (Convesso) - Natural/Matte	2	15.38	369.12
Bullnose		100010022	100010021	100010023	3"x24"	Bullnose - Natural/Matte	-	-	-
Mosaic		∅ 100010049	100010048	100010050	12"x12" Sheet	1"x12" Mosaic - Natural/Matte	5	-	-

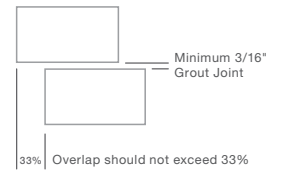
ANSI TECHNICAL SPECIFICATIONS

	DCOF Acutest	PEI Rating ASTM# C1027	Frost Resistant ASTM# C1026	Scratch Resistance MOHS	Breaking Strength ASTM# C648	Water Absorption ASTM# C373	Chemical Resistance ASTM# C650
Results	≥ 0.42	-	Unaffected	7	≥ 275 lbf	≤ 0.5%	Affected



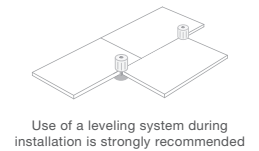
APPLICATIONS - NON-DECO

	Floors	Walls	Countertops	Shower Floors	Shower Walls	Pools/Spas
Residential	●	◻	●	●	◻	
Commercial	●	◻	●	●	◻	



APPLICATIONS - DECO

	Floors	Walls	Countertops	Shower Floors	Shower Walls	Pools/Spas
Residential		◻			◻	
Commercial		◻			◻	



LEGEND

- ◻ Product rated for Interior & Exterior use
- Product rated for Interior use only
- † May be suitable for Exterior Floors
- ∅ Applications & ANSI Technical Specifications do not apply
- * Special Order only



IMPORTANT: Installation Instructions - We recommend wet cutting or the score and snap method during the installation process. Improper installation techniques could expose installer to inhalation of harmful silica dust. Do not dry cut product using power tools during the installation process. Using dry cutting methods could present a risk of acute lung injury. If adequate ventilation cannot be achieved, wear a mask or respirator. For more information, see the SDS at www.bedrosians.com/en/installation-care-maintenance/.

Merchandising materials and samples are for general reference only and representative of a product's potential characteristics. Tile is subject to variation in color/shade, size, texture, and finish. Field, mosaic and trim tile may not match exactly. Blend tiles from different boxes to achieve consistent shade distribution. Installer and end user must conduct a dry mock layout under proper Cremaing conditions to inspect the product. Installation constitutes product acceptance. Improper installation, application, use, care and maintenance voids warranty. Reference the TCNA Handbook and ANSI for installation guidance. Please visit bedrosians.com for current product information. We reserve the right to make product changes at any time without notAlba.

